

MECHANICAL SERVICES

MECHANICAL LEGEND

SYMBOL	DISCRIPTION
	WALL MOUNTED SPLIT UNIT AIR CONDITIONER POWER INPUT VALUE 12,000 Btu/h =760W
FE-1	9KG FE-ABC, DRY CHEMICAL POWDER
FE-2	MULTIPURPOSE FIRE EXTINGUISHER 5KG FE-CO2, DRY CHEMICAL POWDER
	WALL MOUNT FIRE HOSE REEL (FHR)
	PILLAR FIRE HYDRANT HEAD
	CEILING MOUNT XPELAIR UNIT
	WALL MOUNT XPELAIR UNIT CAPACIYT; 1,000btu/hr AIR FLOW RATE; 50m3/min
	WATER METER
	INSPECTION CHAMBER (450MM X 450)
	MAN HOLE (650MM X 650MM)
	SOAK AWAY & SEPTIC TANK
	WATER HEATER
	WATER BOOSTER PUMP SET

SYMBOL	DISCRIPTION		
	DESCRIPTION	WATER PIPE ϕ	WASTE PIPE ϕ
	WATER CLOSET	13mm	100mm
	WASH BASIN	13mm	50mm
	FLOOR DRAIN (FD)	50mm
	SINK	13mm	50mm
	SHOWER TRAY	13mm	50mm
	BATH TUB	13mm	50mm

SYMBOL	DISCRIPTION
	SOIL & WASTE WATER PIPE (SWP)
	COLD WATER SUPPLY PIPE (CWP)
	HOT WATER SUPPLY PIPE (HWP)
	COOKING GAS PIPE (GP)
	FIRE HYDRANT/HOSE REEL PIPE (FHP)
F/A	FROM ABOVE
F/B	FROM BELOW
T/A	TO ABOVE
T/B	TO BELOW
	VALVE
DN ϕ	DIAMETER IN mm
AC	POWER INPUT VALUE 12,000 Btu-1HP
	POWER INPUT VALUE 18,000 Btu-2HP
	POWER INPUT VALUE 60,000 Btu-10HP

GENERAL NOTES

1. WORK TO FIGURED DIMENSIONS ONLY.
2. ALL DIMENSIONS ARE IN MILLIMETER UNLESS OTHERWISE STATED.
3. THE CONTRACTOR IS TO CHECK ALL DRAWINGS BEFORE STARTING WORK.
4. ANY DISCREPANCIES FOUND ON THIS DRAWING ARE TO BE NOTIFIED TO THE CONSULTANT IMMEDIATELY. OTHERWISE, THE CONTRACTOR WILL BE RESPONSIBLE FOR ANY DAMAGES THEREIN.
5. THIS DRAWING IS TO BE READ WITH REFERENCED DRAWINGS AND SPECIFICATIONS.

LEGEND

- FA - From Above
- TA - To Above
- FB - From Below
- TB - To Below
- LL - Low Level

REV	DATE	DESCRIPTION	MDE	CKD	APP

DRAWING TITLE:

MECHANICAL SERVICES

Job Title
PROPOSE WARE HOUSE DEVELOPMENT
PLOT NO. MF114, CAD ZONE 07-05,
ONNEX KUBWA
FCT. ABUJA.

Client

MSF WACA

Architects:

TEL:

Consulting Engineers;

Isha'al & Zaiyat Nig. Ltd.

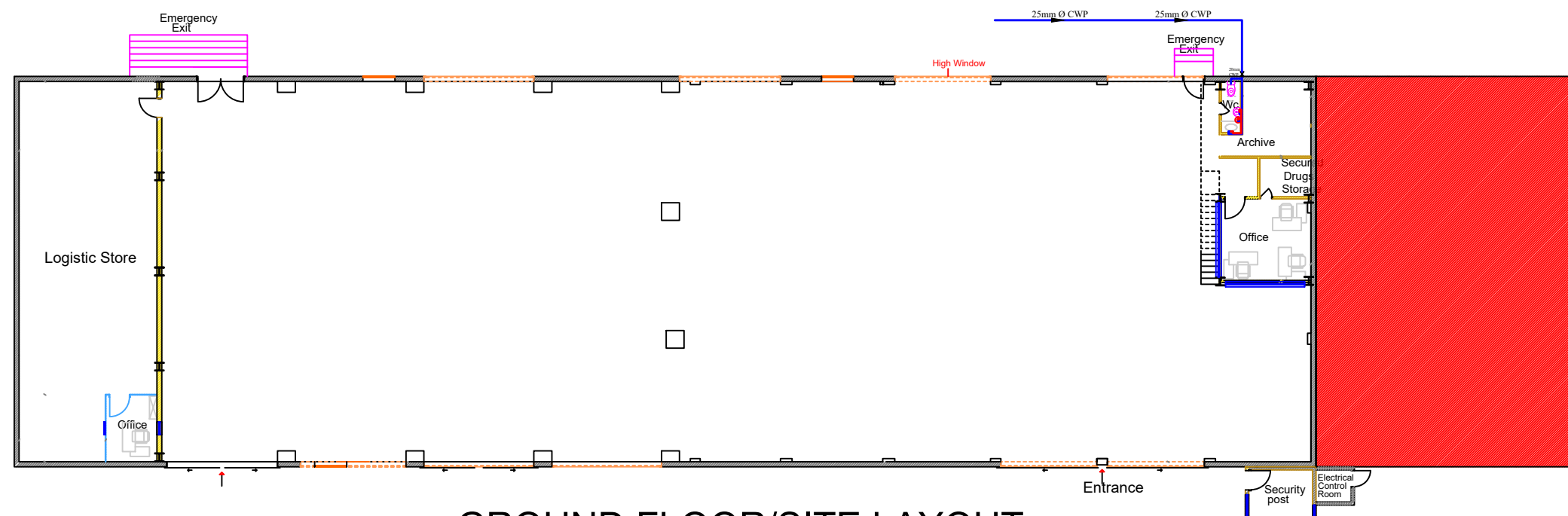
Made	ABC	Drawn	CYFAR
Checked	BOLADE	Scale	NTS
Approved		Date	NOV.2022
Drawing Number	M--1	Rev.	

GENERAL NOTES

1. WORK TO FIGURED DIMENSIONS ONLY.
2. ALL DIMENSIONS ARE IN MILLIMETER UNLESS OTHERWISE STATED.
3. THE CONTRACTOR IS TO CHECK ALL DRAWINGS BEFORE STARTING WORK.
4. ANY DISCREPANCIES FOUND ON THIS DRAWING ARE TO BE NOTIFIED TO THE CONSULTANT IMMEDIATELY. OTHERWISE, THE CONTRACTOR WILL BE RESPONSIBLE FOR ANY DAMAGES THEREIN.
5. THIS DRAWING IS TO BE READ WITH REFERENCED DRAWINGS AND SPECIFICATIONS.

LEGEND

- FA - From Above
- TA - To Above
- FB - From Below
- TB - To Below
- LL - Low Level



GROUND FLOOR/SITE LAYOUT
Water Supply Layout

--	--	--	--	--	--

REV	DATE	DESCRIPTION	MDE	CKD	APP
-----	------	-------------	-----	-----	-----

DRAWING TITLE:

MECHANICAL SERVICES

Job Title
PROPOSE WARE HOUSE DEVELOPMENT
PLOT NO. MF114, CAD ZONE 07-05,
ONNEX KUBWA
FCT. ABUJA.

Client
MSF WACA

Architects:

TEL:

Consulting Engineers;

Isha'al & Zaifot Nig. Ltd.

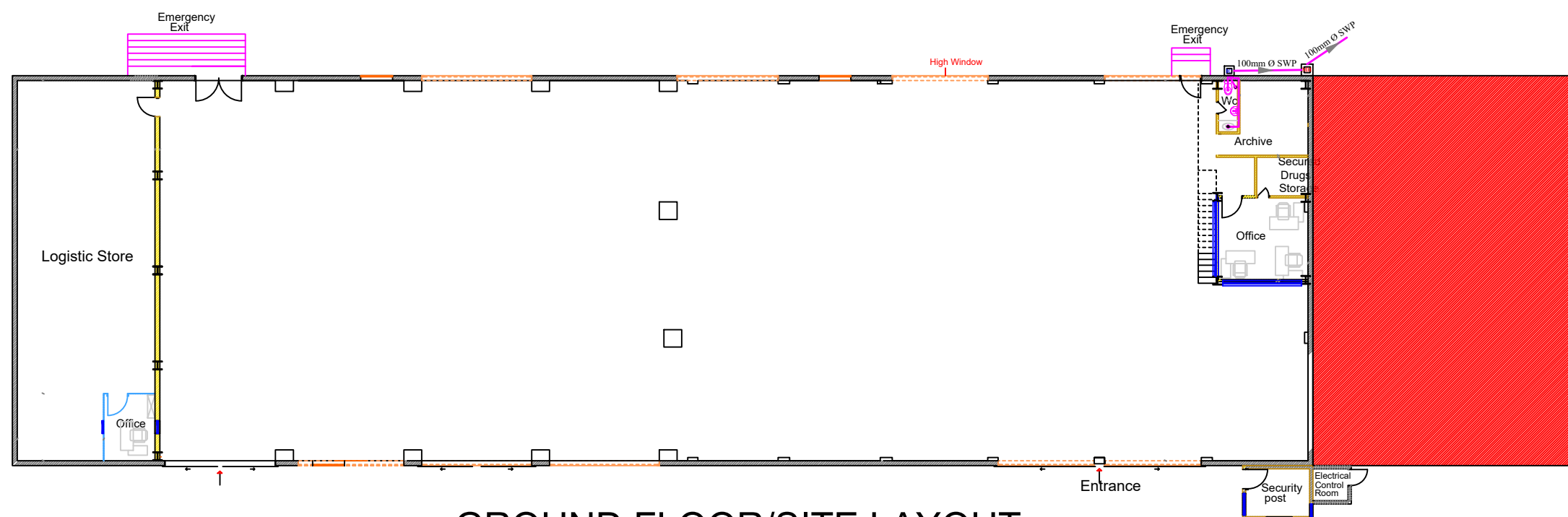
Made	ABC	Drawn	CYFAR
Checked	BOLADE	Scale	NTS
Approved		Date	NOV.2022
Drawing Number	M--2	Rev.	

GENERAL NOTES

1. WORK TO FIGURED DIMENSIONS ONLY.
2. ALL DIMENSIONS ARE IN MILLIMETER UNLESS OTHERWISE STATED.
3. THE CONTRACTOR IS TO CHECK ALL DRAWINGS BEFORE STARTING WORK.
4. ANY DISCREPANCIES FOUND ON THIS DRAWING ARE TO BE NOTIFIED TO THE CONSULTANT IMMEDIATELY. OTHERWISE, THE CONTRACTOR WILL BE RESPONSIBLE FOR ANY DAMAGES THEREIN.
5. THIS DRAWING IS TO BE READ WITH REFERENCED DRAWINGS AND SPECIFICATIONS.

LEGEND

- FA - From Above
- TA - To Above
- FB - From Below
- TB - To Below
- LL - Low Level



GROUND FLOOR/SITE LAYOUT
Soil Waste Layout

--	--	--	--	--	--

REV	DATE	DESCRIPTION	MD	CHKD	APP
-----	------	-------------	----	------	-----

DRAWING TITLE:

MECHANICAL SERVICES

Job Title
PROPOSE WARE HOUSE DEVELOPMENT
PLOT NO. MF114, CAD ZONE 07-05,
ONNEX KUBWA
FCT. ABUJA.

Client
MSF WACA

Architects:

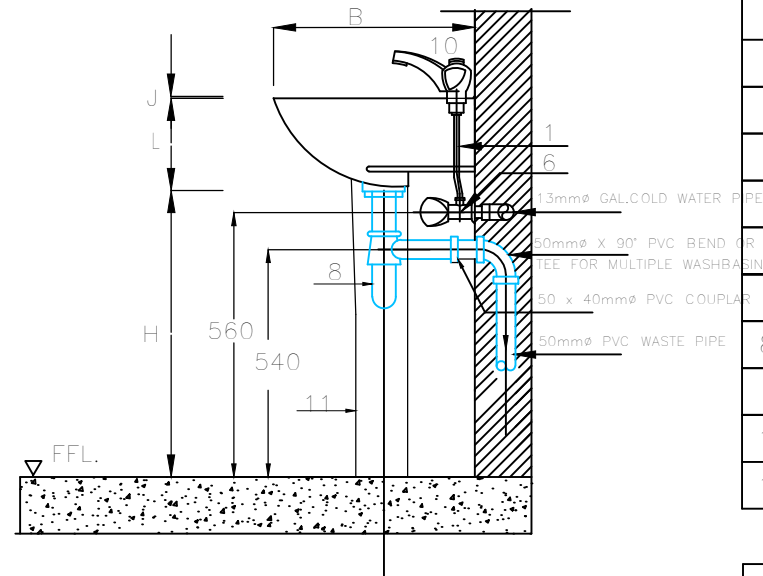
TEL:

Consulting Engineers;

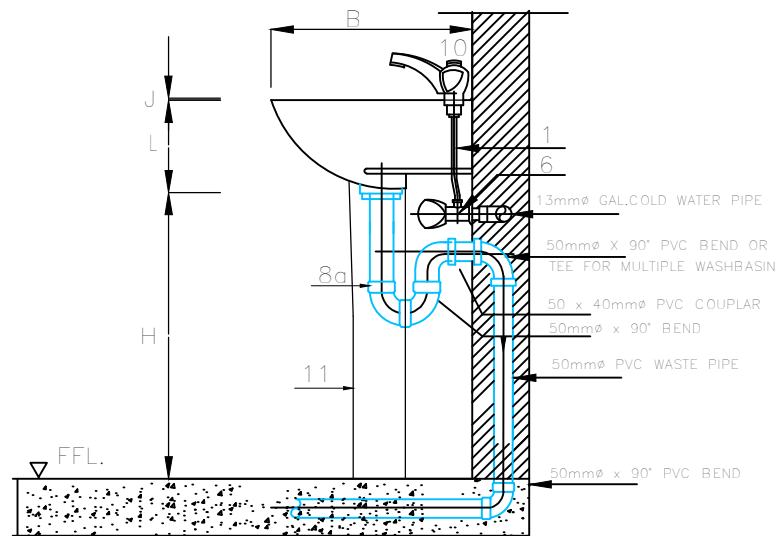
Isha'al & Zaifot Nig. Ltd.

Made	ABC	Drawn	CYFAR
Checked	BOLADE	Scale	NTS
Approved		Date	NOV.2022
Drawing Number	M--3	Rev.	

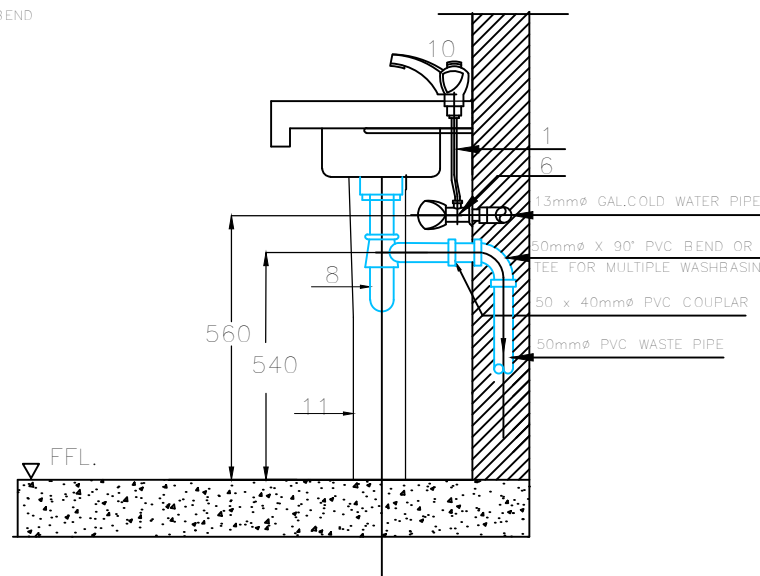
TYPICAL WASH HAND BASIN DETAIL



TYPICAL WASH HAND BASIN DETAIL



TYPICAL BELFAST SINK DETAIL



INSTALLATION ASSECCORIES

S/No.	DESCRIPTION	QTY.
1.	13mmØ FLEXIBLE HOSE	1
2.	13mmØ GAL. SOCKET	1
3.	13mmØ x 90° BEND	1
4.	13mmØ GAL. NIPPLE	1
6.	13mmØ ISOVALVE SERVICING VALVE	1
7.	19 x 13mmØ REDUCING TEE	1
8.	32mmØ PLASTIC BOTTLE 'P' TRAP	1
8a.	32mmØ 'P' TRAP	1
9.	TIFFANY WASHBASIN IN VITEROUS CHINA	1
10.	13mmØ MILLENIA PILLAR TAP/mixer	1
11.	TIFFANY PEDESTAL WITH KUPLA FITMENT	1

A	B	C	D	E	F	G	H	J	L
505	410	395	270	200	75	170	645	20	205

INSTALLATION ASSECCORIES

S/No.	DESCRIPTION	QTY.
1.	13mmØ FLEXIBLE HOSE	1
2.	13mmØ GAL. SOCKET	1
3.	13mmØ x 90° BEND	1
4.	13mmØ GAL. NIPPLE	1
6.	13mmØ ISOVALVE SERVICING VALVE	1
7.	19 x 13mmØ REDUCING TEE	1
8.	32mmØ PLASTIC BOTTLE 'P' TRAP	1
8a.	32mmØ 'P' TRAP	1
9.	KITCHEN SINK	1
10.	13mmØ MILLENIA PILLAR TAP/mixer	1
11.	TIFFANY PEDESTAL WITH KUPLA FITMENT	1

GENERAL NOTES

1. WORK TO FIGURED DIMENSIONS ONLY.
2. ALL DIMENSIONS ARE IN MILLIMETER UNLESS OTHERWISE STATED.
3. THE CONTRACTOR IS TO CHECK ALL DRAWINGS BEFORE STARTING WORK.
4. ANY DISCREPANCIES FOUND ON THIS DRAWING ARE TO BE NOTIFIED TO THE CONSULTANT IMMEDIATELY. OTHERWISE, THE CONTRACTOR WILL BE RESPONSIBLE FOR ANY DAMAGES THEREIN.
5. THIS DRAWING IS TO BE READ WITH REFERENCED DRAWINGS AND SPECIFICATIONS.

LEGEND

- FA - From Above
- TA - To Above
- FB - From Below
- TB - To Below
- LL - Low Level

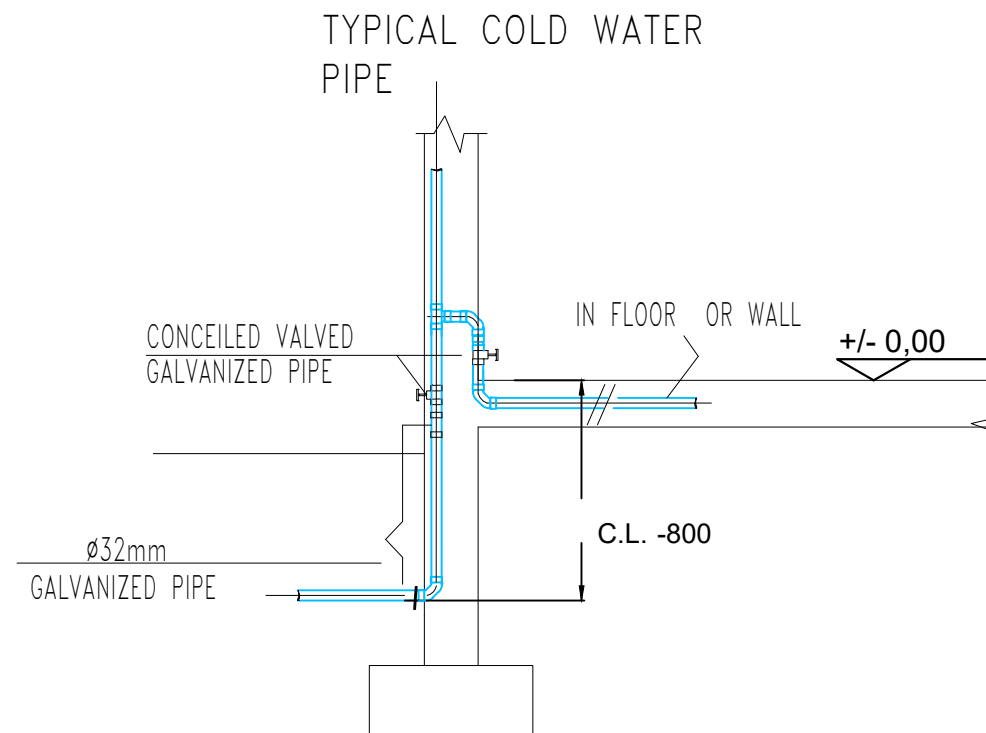
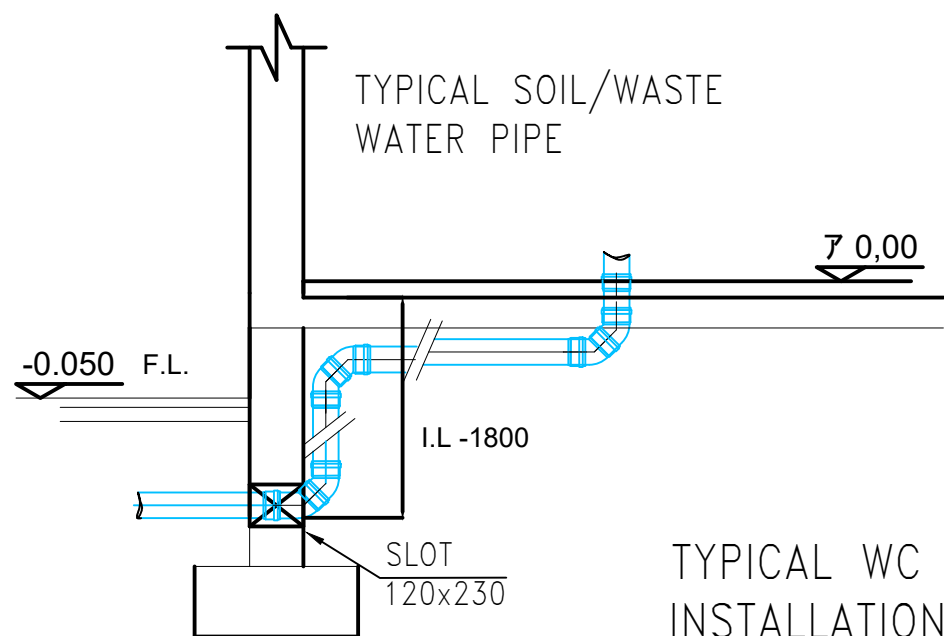
REV/DATE	DESCRIPTION	MDE	CKD	APP
DRAWING TITLE:				
MECHANICAL SERVICES				
Job Title PROPOSE WARE HOUSE DEVELOPMENT PLOT NO. MF114, CAD ZONE 07-05, ONNEX KUBWA FCT. ABUJA.				
Client MSF WACA				
Architects:				
TEL:				
Consulting Engineers; Isha'al & Zaifot Nig. Ltd.				
Made	ABC	Drawn	CYFAR	
Checked	BOLADE	Scale	NTS	
Approved		Date	NOV.2022	
Drawing Number	M--4			Rev.

GENERAL NOTES

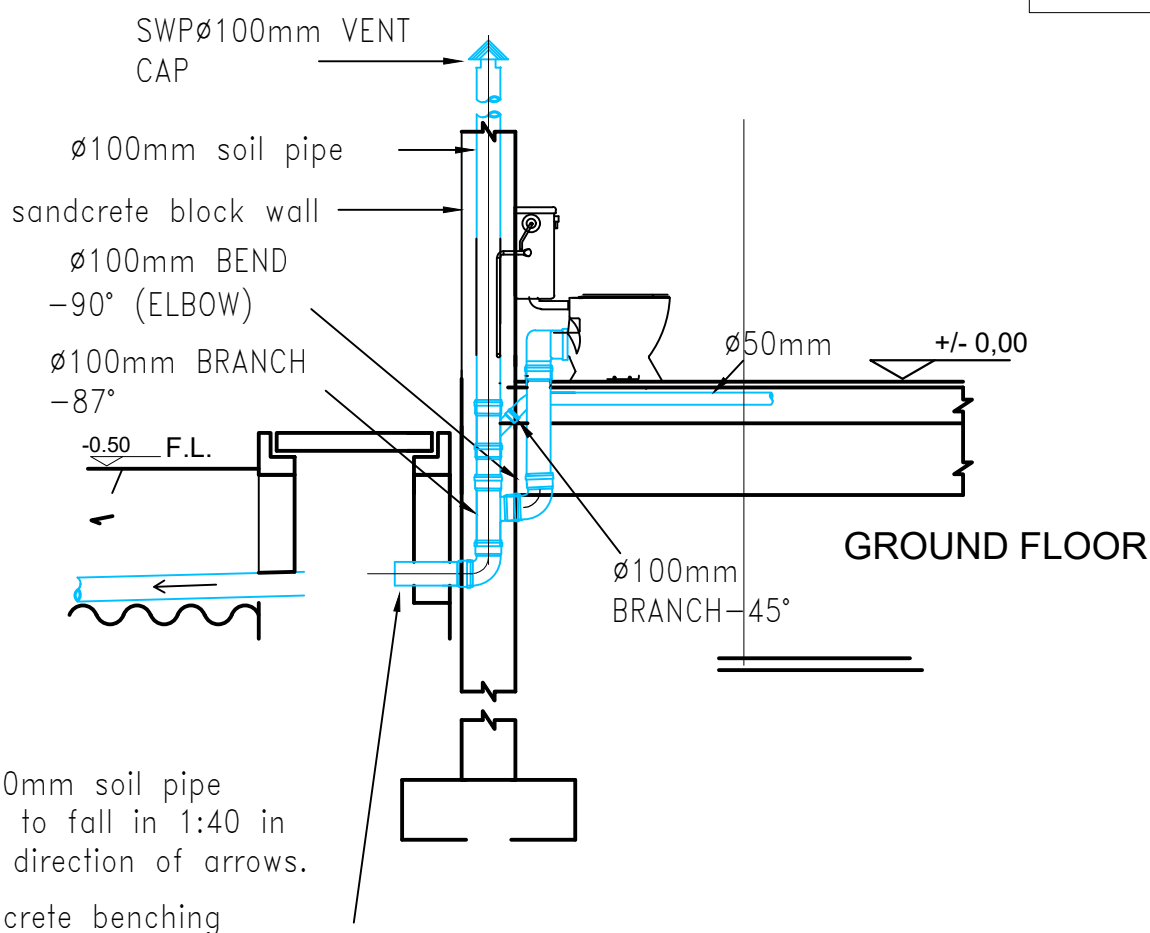
1. WORK TO FIGURED DIMENSIONS ONLY.
2. ALL DIMENSIONS ARE IN MILLIMETER UNLESS OTHERWISE STATED.
3. THE CONTRACTOR IS TO CHECK ALL DRAWINGS BEFORE STARTING WORK.
4. ANY DISCREPANCIES FOUND ON THIS DRAWING ARE TO BE NOTIFIED TO THE CONSULTANT IMMEDIATELY. OTHERWISE, THE CONTRACTOR WILL BE RESPONSIBLE FOR ANY DAMAGES THEREIN.
5. THIS DRAWING IS TO BE READ WITH REFERENCED DRAWINGS AND SPECIFICATIONS.

LEGEND

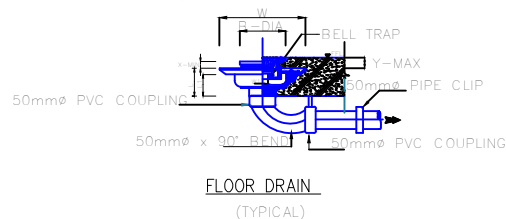
- FA - From Above
- TA - To Above
- FB - From Below
- TB - To Below
- LL - Low Level



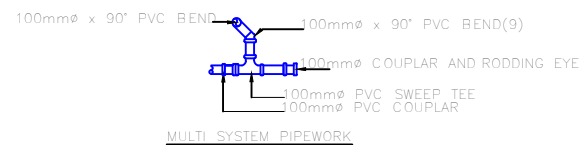
TYPICAL WC INSTALLATION DETAIL



ø100mm soil pipe laid to fall in 1:40 in the direction of arrows. concrete benching



- I.C - Inspection Chamber
- M.H - ManHole
- S.T - Septic Tank
- SAP - Soak Away Pit



SIZE	W	W1	L	L1
65	229.5	45	79	54
80	229.5	45	79	54
100	275	57	78	57

REV/DATE	DESCRIPTION	MDE	CHKD	APP
----------	-------------	-----	------	-----

DRAWING TITLE:
MECHANICAL SERVICES

Job Title
PROPOSE WARE HOUSE DEVELOPMENT
PLOT NO. MF114, CAD ZONE 07-05,
ONNEX KUBWA
FCT. ABUJA.

Client
MSF WACA

Architects:

TEL:

Consulting Engineers;

Isha'al & Zaifot Nig. Ltd.

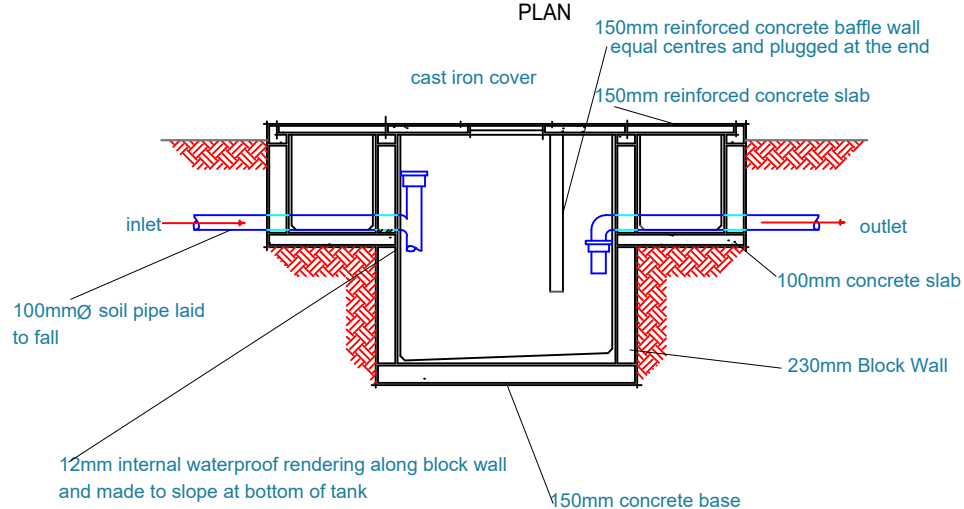
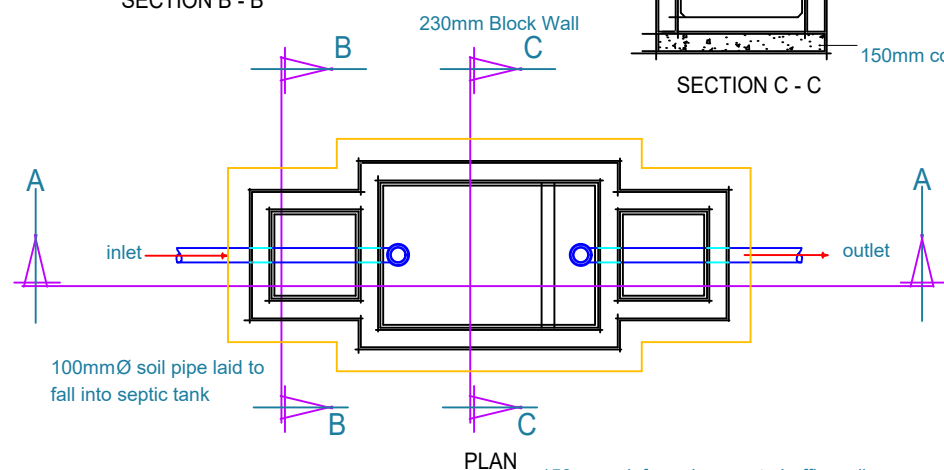
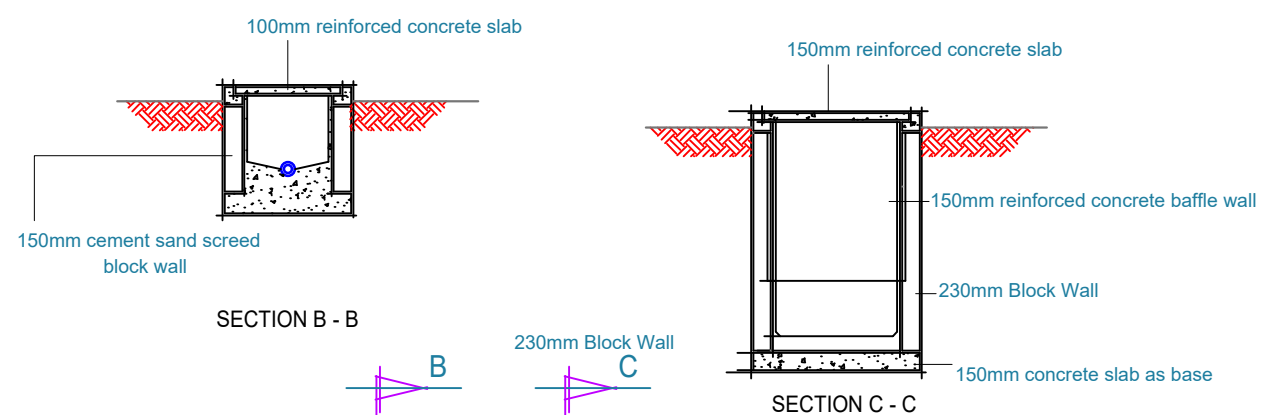
Made	ABC	Drawn	CYFAR
Checked	BOLADE	Scale	NTS
Approved		Date	NOV.2022
Drawing Number	M--5		Rev.

GENERAL NOTES

1. WORK TO FIGURED DIMENSIONS ONLY.
2. ALL DIMENSIONS ARE IN MILLIMETER UNLESS OTHERWISE STATED.
3. THE CONTRACTOR IS TO CHECK ALL DRAWINGS BEFORE STARTING WORK.
4. ANY DISCREPANCIES FOUND ON THIS DRAWING ARE TO BE NOTIFIED TO THE CONSULTANT IMMEDIATELY. OTHERWISE, THE CONTRACTOR WILL BE RESPONSIBLE FOR ANY DAMAGES THEREIN.
5. THIS DRAWING IS TO BE READ WITH REFERENCED DRAWINGS AND SPECIFICATIONS.

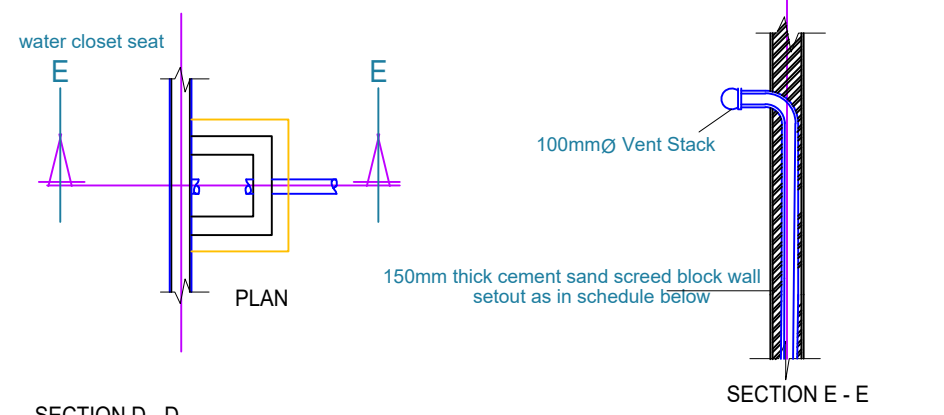
LEGEND

- FA - From Above
- TA - To Above
- FB - From Below
- TB - To Below
- LL - Low Level

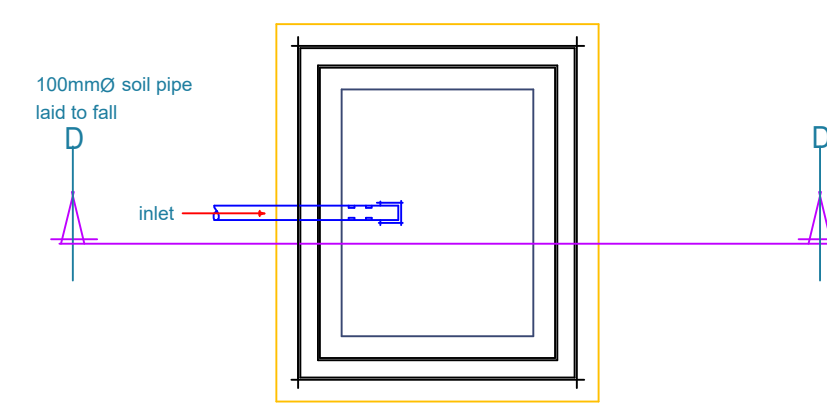


1	2	3	4	5	6	7	8
REV. NO.	DATE	DESCRIPTION	BY	CHECKED	APP.	DATE	DESCRIPTION
1	11-20	AS PER					
2	11-20	AS PER					
3	11-20	AS PER					
4	11-20	AS PER					
5	11-20	AS PER					
6	11-20	AS PER					
7	11-20	AS PER					
8	11-20	AS PER					
9	11-20	AS PER					
10	11-20	AS PER					
11	11-20	AS PER					
12	11-20	AS PER					
13	11-20	AS PER					
14	11-20	AS PER					
15	11-20	AS PER					
16	11-20	AS PER					
17	11-20	AS PER					
18	11-20	AS PER					
19	11-20	AS PER					
20	11-20	AS PER					
21	11-20	AS PER					
22	11-20	AS PER					
23	11-20	AS PER					
24	11-20	AS PER					
25	11-20	AS PER					
26	11-20	AS PER					
27	11-20	AS PER					
28	11-20	AS PER					
29	11-20	AS PER					
30	11-20	AS PER					
31	11-20	AS PER					
32	11-20	AS PER					
33	11-20	AS PER					
34	11-20	AS PER					
35	11-20	AS PER					
36	11-20	AS PER					
37	11-20	AS PER					
38	11-20	AS PER					
39	11-20	AS PER					
40	11-20	AS PER					
41	11-20	AS PER					
42	11-20	AS PER					
43	11-20	AS PER					
44	11-20	AS PER					
45	11-20	AS PER					
46	11-20	AS PER					
47	11-20	AS PER					
48	11-20	AS PER					
49	11-20	AS PER					
50	11-20	AS PER					
51	11-20	AS PER					
52	11-20	AS PER					
53	11-20	AS PER					
54	11-20	AS PER					
55	11-20	AS PER					
56	11-20	AS PER					
57	11-20	AS PER					
58	11-20	AS PER					
59	11-20	AS PER					
60	11-20	AS PER					
61	11-20	AS PER					
62	11-20	AS PER					
63	11-20	AS PER					
64	11-20	AS PER					
65	11-20	AS PER					
66	11-20	AS PER					
67	11-20	AS PER					
68	11-20	AS PER					
69	11-20	AS PER					
70	11-20	AS PER					
71	11-20	AS PER					
72	11-20	AS PER					
73	11-20	AS PER					
74	11-20	AS PER					
75	11-20	AS PER					
76	11-20	AS PER					
77	11-20	AS PER					
78	11-20	AS PER					
79	11-20	AS PER					
80	11-20	AS PER					
81	11-20	AS PER					
82	11-20	AS PER					
83	11-20	AS PER					
84	11-20	AS PER					
85	11-20	AS PER					
86	11-20	AS PER					
87	11-20	AS PER					
88	11-20	AS PER					
89	11-20	AS PER					
90	11-20	AS PER					
91	11-20	AS PER					
92	11-20	AS PER					
93	11-20	AS PER					
94	11-20	AS PER					
95	11-20	AS PER					
96	11-20	AS PER					
97	11-20	AS PER					
98	11-20	AS PER					
99	11-20	AS PER					
100	11-20	AS PER					

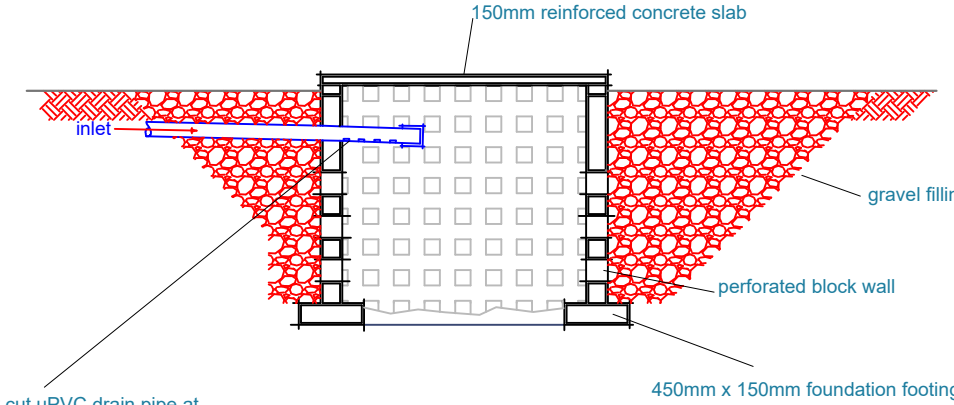
(RECOMMENDED SIZE & CAPACITY OF SOAKAWAY SHOULD BE AS PAR BUILDING TYPE)



WATER CLOSET DETAIL



PLAN



Ref.BS EN 752

REV	DATE	DESCRIPTION	MDE	CKD	APP
DRAWING TITLE:					
MECHANICAL SERVICES					
Job Title PROPOSE WARE HOUSE DEVELOPMENT PLOT NO. MF114, CAD ZONE 07-05, ONNEX KUBWA FCT. ABUJA.					
Client MSF WACA					
Architects:					
TEL:					
Consulting Engineers;					
Isha'al & Zaifot Nig. Ltd.					
Made	ABC	Drawn	CYFAR		
Checked	BOLADE	Scale	NTS		
Approved		Date	NOV.2022		
Drawing Number	M--6	Rev.			